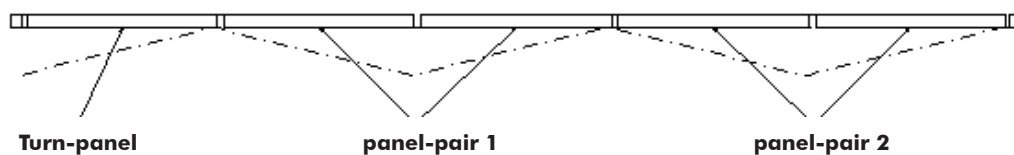
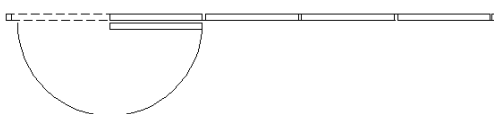


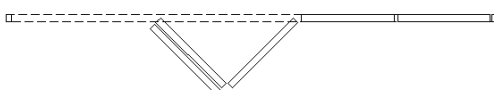
Open the folding sliding door



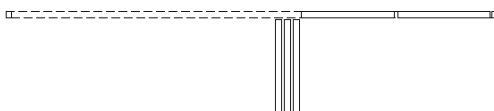
1. Open the turnpanel for 180° to the panel next to it (panel catcher needs to be installed).




2. While you open the turn-panel, the panel needs to rest in the panel-catcher




3. Open up the panel pair 1 as far as possible.



4. Now you can open the next panel-pair (**Keep the panels together!**)



5. Now you can open it completely.



Closure of the folding sliding door

You need to close the panels on the opposite way. Everytime first the pair at the stacking-side and than pair after pair. Don't loose the turn-panel before the pairs got closed.

